



Timer unit with 4 switch functions




- Can be plugged into a magnetic coil plug configuration DIN 43650 Form A
- Functions can be directly set
- 4 different switching functions
- Function display


Type 1078-1 can be combined with...



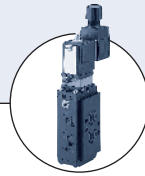
Type 5281/6213
Solenoid valve




Type 0330/0331
Solenoid valve



Type 0255/0256
Solenoid valve



Type 6518/6519
Solenoid valve



Type 6519 NAMUR
NAMUR valve

The Type 1078-1 works on the basis of a micro-processor, and is used for the control of the cycle times of solenoid valves. Up to four different switching time cycles can be set up. The controller is plugged onto the tag connector of the solenoid valve using the integrated instrument socket according to DIN 43650 Form A. The setting of the program and the cycle times is carried out using DIP switches and potentiometers. The availability of mains voltage and the switch status is shown on 2 LEDs.

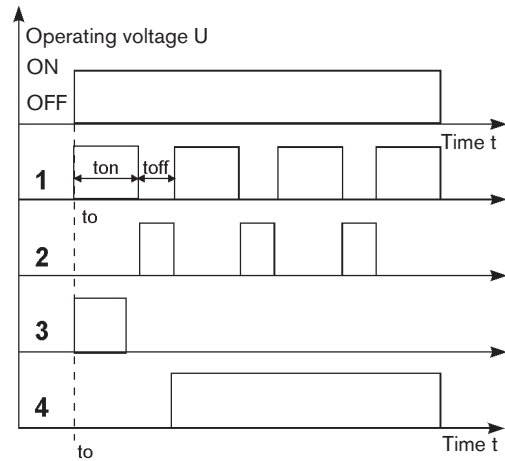
Technical data	
Operation	With removable protective cover
Setting	Functions 1 to 4 via an 8-pole DIP switch, with fine tuning using a potentiometer
Time range	t_{on} and t_{off} can be continuously set within the selected time range using the potentiometer
LED display	Mains voltage Switch status
Installation	As required
Mounting	With cheesehead screws
Body material	Polyamide
Standard time range	0.5 to 10 s 1.5 to 30 s 5.0 to 100 s 0.5 to 10 min 1.5 to 30 min 5.0 to 100 min 12.0 to 240 min 0.5 to 10 h
Expanded time range	0.1 to 2 s 0.5 to 10 s 5.0 to 100 s 0.5 to 10 min 3.0 to 60 min 0.3 to 6 h 1.2 to 24 h 5.0 to 100 h
Setting at delivery	t_{on} = 0.5 to 10 s t_{off} = 0.5 to 10 s Function: clock generator

For electrical data, see Type 1078-2

For dimensions, see Type 1078-2 without operating unit, with protective cover

Functions/switching cycles of the timer unit t_o = Start time t_{on} and t_{off} are freely selectable**Functions**

- 1 Cyclor, starting with "On", start with t_{on}
- 2 Cyclor, inverted, starting with t_{off}
- 3 Pulse timer for the set time t_{on}
- 4 Switch-on delay, only switches after duration of t_{off}

**Ordering chart for Type 1078-1**

Accessory	Operating voltage	Item no.
Timer unit Type 1078-1 with standard time range	012 - 024 V DC	060 647
	024 - 048 V/50 - 60 Hz and DC	060 621
	048 - 110V/50 - 60 Hz and DC	414 900
	110 - 230 V/50 - 60 Hz	060 620
With expanded time range	110 - 230 V/50 - 60 Hz	060 659